

CH
Cooper & Hunter



**RESIDENTIAL
AIR CONDITIONERS**





WE SAVE THE PLANET



The background of the entire page is a photograph of a tall, modern skyscraper with a glass facade, viewed from a low angle looking up. The building is partially obscured by lush green trees in the foreground. The sky is a clear, bright blue. The overall color palette is dominated by greens and blues.

“COOPER AND HUNTER” SOCIAL RESPONSIBILITY PROJECT “WE SAVE THE PLANET” LAUNCHED

In the autumn of 2019, Cooper&Hunter, the global brand of air conditioning and heating equipment, announced the launch of the long-term project “We Save the Planet”. It will cover all areas where the sale of Cooper&Hunter HVAC equipment is carried out, including more than 50 countries.

By definition, corporate social responsibility is a voluntary contribution of a business to the social, economic and environmental sphere, which is directly related to the core business of the company. The company has decided to implement strategic and systematic support of environmental efforts, sports associations, and socially significant actions.”



TECHNOLOGY I-ACTION

The technology was developed by the leading specialists of the R&D COOPER & HUNTER department and successfully applied to inverter air conditioners. It is based on the principle of changing the speed of rotation of the motor rotor, which provides variable performance of the compressor.

Due to I-ACTION, the compressor uses only the performance that is necessary for efficient operation of the system. There are no permanent ON/OFF actions, as a result, the system operates without high starting currents and additional input power.

Efficient operation of the compressor at the lowest speed (1 Hz), make possible to get the highest level of energy saving level (to 40 W/h). System works normally even during voltage spikes in the network: from 96 to 265 V.

All mentioned features provide high-precision control of the air conditioner, maintaining a comfortable level of indoor climate, out of wide range of temperatures.



AUTO PROTECTION

The newest components of the air conditioner ensure the long-term operation of all elements of the air conditioning system and reacts rapidly to incorrect operation to avoid serious damage in emergency situations.

- Modern high-speed microprocessor provides smart control in any operation mode.
- Automatic voltage adaptation (96V-265V), guarantees protection against voltage spike and avoid possible voltage spikes. This ensures stable and reliable operation without system failure.



BLUE-FIN

ODU heat exchanger has a special anti-corrosive coating BLUE-FIN, which guarantees the sustainability and reliability of outdoor unit.

ODU housing is protected by a galvanized steel plate and ceramic heat-resistant paint. This combination significantly extends the life cycle of outdoor unit.





WARM START

The indoor unit fan turns on when temperature is reached comfortable rate.



FUNCTION +8°C

The air conditioner will maintain a room temperature of +8°C to prevent cold air, that saves the power consumption. Now you can leave your home not worrying that the room will freeze. This eliminates extra power consumption costs.



TWO-STAGE COMPRESSOR

Revolutionary technology provides operation at extremely low temperatures (up to -30 °C). For some models, cooling capacity increases by 50%, heating capacity by 30% compared to single-stage compressors.

Compressor consists of two cylinders. The first cylinder maintains a pre-pressure of refrigerant in the range of 0.3–0.4 MPa, the other circuit brings to the maximum pressure of refrigerant. Thus, a constant flow of refrigerant through the compressor is maintained, which ensures reliable operation of mechanical components and system economy.

This technology allows you to reduce the amount of refrigerant and use it more efficiently as a result, lowering the evaporator pressure level, saving energy costs to maintain the required pressure level in the system. It also guaranteed high efficiency level system at lowest external temperatures.

ATTENTION TO DETAILS

COOPER AND HUNTER products are constantly improved by the company's leading engineers and designers. And thanks to constant marketing consumer analysis, the leading trends of the modern global air conditioning market are taken into account.

Quality transformed into details:

- innovative fans are improving the energy efficiency of the system, as a whole and increasing the air exchange of the heat exchanger;
- copper tubes in the heat exchanger have a special internal thread, which significantly increases the heat transfer area.





AUTORESTART

All parameters and configurations restored after sudden power loss.

ANTI FREEZE PROTECTION

The system effectively activates the defrost process due to a combination of an in-built temperature sensor and reliable heating elements.

Due to this, the defrost interval is significantly reduced, as result, the defrost time is less, compared to classic type of defrosting.

That saves system costs and makes the defrosting process comfortable and insensible.

SELF DIAGNOSTICS

Malfunctions are indicated and shown as error code indication on the air conditioner display. So, the system prevents consequences and guarantees prevention of possible system errors.



INTELLIGENT SENSOR

Airflow distribution algorithm controlled by a built-in presence sensor:

- Follow – the air flow follows the user movement.
- Avoid – cooled air envelops the user, preventing the effect of draft.
- Surround – 3D air flow, that imitates fresh breeze.
- Energy-saving – when the room is empty, the air conditioner will go into energy-saving mode, which saves up to 30% of electricity.



BMS

Allows you to integrate air conditioning into the Smart Home system. Central control of all engineering systems from one computer.



7-SKY TECHNOLOGY

The unique technology of total air purification allows you to achieve ideal air cleanliness in your home.

The filtration system consists of different types of filters that effectively neutralize various pathogens in indoor air.

ARGENTUM ION

Coating with silver ions makes this filter effective in fighting various bacteria, viruses and fungi, which in turn cleans the air and makes the atmosphere in the room safe.

ACARO-CLEAN

Designed to combat dust mites. Saturated with a special substance that prevents the development of dust mites.

CATECHIN PROTECT

Blocks the development of viruses and bacteria, such as staphylococcus, streptococcus, and others. Catechin is a natural antiseptic found in green tea leaves.

CHITIN PROTECT

The filter is composed of the substance chitosan, thanks to the natural properties of which a significant number of viruses are neutralized. Chitosan is part of the external skeleton of crabs and crayfish. Scientists have learned how to make a chitosan molecular mesh capable of neutralizing a large number of viruses. Along with that, chitosan has antibacterial properties, so chitosan is effective not only when fighting viruses, but also bacteria.

STOP FORMALDEHYDE

COOPER&HUNTER specialists have successfully developed a filter that effectively combats formaldehyde impurities in the air. Formaldehydes are harmful gaseous compounds that can cause cancer.

SUPER VITAMIN C

The filter is flavored with the essence of substances that have vitamin C in their composition. This filter successfully overcomes extraneous odors and saturates the air with useful substances.

ECO FRESH

Thanks to the electrostatic properties of this filter, polarization is formed on the surface of the filter, which allows the accumulation of dust and small particles contained in the air.



DOUBLE SELF-CLEAN

Innovative DOUBLE SELF-CLEAN technology avoids air conditioner from dust, fungi, viruses and bacteria.

How it works:

- Rapid freezing of the heat exchanger stop the spread of harmful particles on the indoor unit heat exchanger surface.
- Extreme overheating of the heat exchanger surface up to +57...+ 58 °C after freezing neutralize all fungi, bacteria and viruses.
- The air conditioner is completely cleaned in 30 minutes.

This saves time and money on maintenance, and allows you to get healthy air.





SELF-CLEAN

The SELF-CLEAN function ensures automatic cleaning and drying of the air conditioner after air conditioner shut down. During this function, the fan circulates air through the air conditioner, allowing the residual moisture and dirt to be removed from the interior. This process helps to avoid unpleasant odors, fungi and bacteria that can accumulate in the air conditioner due to humidity. In addition, the SELF-CLEAN function prevents corrosion and ensures a long service life of the air conditioner. As a result, this function provides a healthy and comfortable indoor environment and ensures efficient operation of the air conditioner.

STOP DUST

The upper grille of the air conditioner closes with a special blind when you turn off the air conditioner. This prevents dust from accumulating on the evaporator unit.



CH UV CLEANER

Air cleaning function – CH UV Cleaner. The air conditioner is equipped with an ultraviolet lamp that destroys bacteria, viruses and other microorganisms that can be harmful to human health. The premium type ultraviolet purifier is an effective means of cleaning the air in the room and preventing the development of bacteria and fungi. This is especially important in rooms with poor ventilation, where the air can quickly become polluted. CH UV Cleaner not only helps to keep the air clean and fresh in the room, but also fights against harmful microorganisms on its own.



CH SMART-ION FILTER

Ionizers such as CH SMART-ION Filter have successfully proven themselves as high-quality ionizing elements of COOPER&HUNTER air conditioners.

By using an ionizer, the air in the house gets rid of foreign odors and the effect of frosty freshness appears and a significant amount of harmful microbes in your room disappears.



SLEEP MODE

There are four intelligent night modes for comfortable sleep.

- Deep sleep – the set of temperature will be close to optimal for sleep. The mode will be regulated according to human biorhythms.
- Easy awakening – before you wake up, the set temperature will automatically drop or rise to refresh you in the morning.
- Siesta – this mode allows you to automatically adjust the set temperature according to the characteristics of a healthy afternoon sleep, providing optimal conditions for comfortable and healthy rest.
- Personal adjustment – set the temperature trend and sleep time, on your mind.





I FEEL

The function controls air temperature, by means of the sensor in the remote control. This sensor measures the temperature at the location of the remote control and transmits information to the indoor unit. This feature allows you to achieve the required parameters directly in the place where the control panel is located.



STEPLESS FAN CONTROL

Unique technology of stepless control of the indoor unit fan in a wide range from 1 to 100%



TURBO MODE

Quick cooling or heating.

Depending on the mode of operation, cool or warm air flow reaches all corners of the room, providing comfort throughout the room in a short period of time.



MODE SWING

Control of the direction of air distribution due to wide-angle horizontal and vertical louvers and allows you to create a three-dimensional air flow with a large coverage area.



AUTO-LIGHT

The light sensor determines the level of illumination of the room, while reducing or increasing the signal level and brightness of the display on the indoor unit.





MULTI SPEED FAN

Allows you to adjust the airflow according to your needs and prevents cold air currents.



TIMER

Due to timer functions, you can schedule the air conditioner ON/OFF functions at the desired time.



LOCKING THE REMOTE CONTROL

The function restricts unwanted access to the air conditioner settings.



DEHUMIDIFICATION MODE

A separate mode of the system operation that controls excessive humidity in your home, preventing the formation of mold on the walls.



WI-FI

Air conditioning control function from anywhere in the world. With this feature, you can remotely maintain the desired temperature in your home at any time of year.





ELEGANCE AND INNOVATION

CH
Cooper & Hunter


SERIES

MAJESTY

Majesty series is the latest exquisite air conditioner that combine air quality control, innovative technologies with elegant stylish look. The revolutionary technology of CH UV Cleaner generates safe ultraviolet waves for ultra-efficient cleaning of the air in your home.

Along with the combination of technologies, air conditioner Majesty series has the highest level of energy efficiency, which makes air conditioners of this series both efficient and energy-saving. Air conditioner Majesty series is available in two colors: SILVER and GOLD.

Series MAJESTY



CE RoHS
INVERTER



FUNCTION

HEALTH							COMFORT MANAGEMENT									
Mode SLEEP	ECO-FRESH	CH UV Cleaner	X-Fan	Double Self Clean	CH SMART-ION Filter	Locking the remote control	Timer	LED display	Turbo mode	Multi speed fan	Mode SWING	Humidity control function	Dehumidification mode	Clothes drying mode	Wi-Fi	I FEEL
INTELLIGENT CONTROL						TECHNOLOGICAL						ENERGY EFFICIENCY				
Anti Freeze protection	Auto restart	Self diagnostics	Display backlight	Function Autolight	Technology CH AI-TECH	Wired controller connection	R32 Refrigerant	Silent mode	Auto protection	Function 8°C	Technology I-Action	Coating BLUE-FIN	Warm start	Energy Efficiency	Generation 6	

CONTROLS AND ACCESSORIES (OPTIONAL)



Wired Controller
XK76



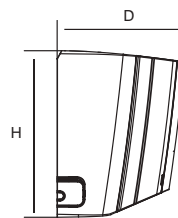
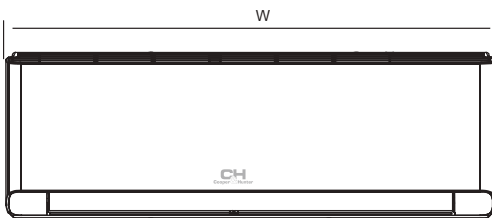
Wired Controller
CES0-24/E



Wired Controller
CES2-24/F

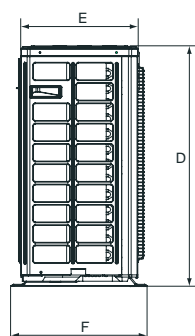
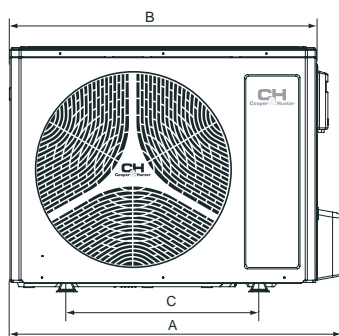
MODEL			CH-S09FTXAM-SC/GD	CH-S12FTXAM- SC/GD	CH-S18FTXAM- SC/GD	CH-S24FTXAM- SC/GD
Capacity	Cooling	kW	2,7	3,51	5,3	7,1
	Heating	kW	3	3,81	5,35	7,3
Power consumption	Cooling	kW	0.67	0,989	1,582	2,03
	Heating	kW	0.68	0.977	1.393	1.87
Energy efficiency	Cooling (SEER)	kW/kW	8.5/A+++	7.2/A++	7.3/A++	7.0/A++
	Heating (SCOP)	kW/kW	5.7/A+++	5.2/A+++	5.7/A+++	5,5/A+++

INDOOR UNIT		CH-S09FTXAM-SC/GD	CH-S12FTXAM- SC/GD	CH-S18FTXAM- SC/GD	CH-S24FTXAM- SC/GD
Air flow volume	m ³ /h	610/570/540/470/ 440/420/390/180	680/620/560/490/ 450/420/390/220	1000/850/760/ 650/580/520/450	1000/850/760/580/ 520/450/40/280
Sound pressure level	dB (A)	38/37/34/31/26/23/22/19	41/38/36/33/30/27/25/19	45/42/40/37/34/29/26/23	48/44/41/40/38/36/33/27
Dehumidification	l/h	0,8	1,4	1,9	2,4
Weight	kg	9.5	9.5	12.5	13.0



OUTDOOR UNIT	W (MM)	H (MM)	D (MM)
CH-S09FTXAM-***	837	293	200
CH-S12FTXAM-***	837	293	200
CH-S18FTXAM-***	993	311	222
CH-S24FTXAM-***	933	311	222

OUTDOOR UNIT		CH-S09FTXAM-SC/GD	CH-S12FTXAM- SC/GD	CH-S18FTXAM- SC/GD	CH-S24FTXAM- SC/GD
Sound pressure level	dB (A)	50	52	56	59
Power supply		~220-240V/50Hz/1 Ph			
Compressor type		Rotary			
Refrigerant type		R32			
Temperature range for cooling	°C	-15~50			
Temperature range for heating	°C	-25~30			
Weight	kg	732×555×330	732×555×330	802×555×350	958×660×402
Refrigerant Charge	kg	25,0	28,0	31,5	45,0
Liquid pipeline diameter	mm/inch	455	455	512	570
Gas pipeline diameter	mm/inch	0,53	0,57	0,85	1,4
Maximum pipeline level difference	m	6,35 / ¼"	6,35 / ¼"	6,35 / ¼"	6,35 / ¼"
Pipeline maximum length	m	9,53 / ⅜"	9,53 / ⅜"	12.7 / ½"	15,88 / ⅝"
Maximum pipeline level difference	M	10	10	10	10
Pipeline maximum length	M	15	15	25	25



OUTDOOR UNIT	A (MM)	B (MM)	C (MM)	D (MM)	E (MM)	F (MM)
CH-S09FTXAM-***	732	675	455	555	285	330
CH-S12FTXAM-***	732	675	455	555	285	330
CH-S18FTXAM-***	802	745	512	555	300	350
CH-S24FTXAM-***	958	889	570	660	340	402

* SEER - seasonal coefficient of system cooling capacity.
 ** SCOP - seasonal coefficient of system cooling capacity.
 *** performance in two different color types: white (WP), black (BL), silver (SC).



VARIOUS
DESIGN
SOLUTIONS



CH
Cooper & Hunter

SERIES

SUPREME

Supreme series uses eco-friendly refrigerant R32 and operates in a wide range of outdoor temperatures, that allows their utilization all year long. Winter operation is up to -30°C , meanwhile summer operation is up to $+54^{\circ}\text{C}$.

Moreover, Supreme series designed in various colour of indoor units that becomes to different interior.



Series SUPREME



CE RoHS

INVERTER



FUNCTION

HEALTH					COMFORT MANAGEMENT									
Mode SLEEP	Technology CH 7-SKY	ECO-FRESH	CH SMART-ION Filter	Self-clean	Locking the remote control	Timer	LED display	Turbo mode	Multi speed fan	SWING mode	Dehumidification mode	Wi-Fi	I FEEL	
INTELLIGENT CONTROL					TECHNOLOGICAL							ENERGY EFFICIENCY		
Anti Freeze protection	Auto restart	Self diagnostics	Display backlight	Wired controller connection	R32 Refrigerant	Silent mode	Auto protection	Function 8°C	Technology I-Action	Coating BLUE-FIN	Two-Stage Compressor	Warm start	Energy Efficiency	Generation 6

CONTROLS AND ACCESSORIES (OPTIONAL)



Wired Controller
XK76



Wired Controller
CES0-24/E



Wired Controller
CES2-24/F

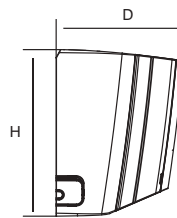
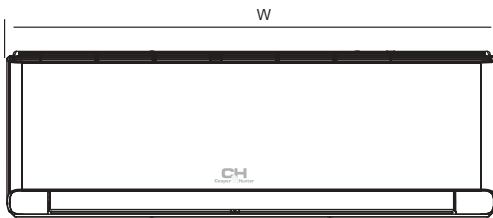
MODEL		CH-S09FTXAM2S-***	CH-S12FTXAM2S-***	CH-S18FTXAM2S-***	CH-S24FTXAM2S-***	
Capacity	Cooling	kW	2.70 (0.70-5.00)	3.53 (0.85-5.00)	5.30 (1.20-7.20)	7.03 (2.00-9.00)
	Heating	kW	3.50 (0.70-5.50)	4.20 (0.88-7.20)	6.20 (1.20-9.20)	7,03 (2.00-9.50)
Power consumption	Cooling	kW	0.55 (0.08-1.80)	0.84 (0.06-1.90)	1.18 (0.35-2.50)	1.85 (0.45-3.70)
	Heating	kW	0.75 (0.13-2.40)	0.95 (0.13-2.60)	1.45 (0.35-3.30)	1.75 (0.38-3.80)
Energy efficiency	Cooling (SEER*)	kW/kW	8.5 (A+++)	8.5 (A+++)	7.5 (A++)	6.5 (A++)
	Heating (SCOP**)	kW/kW	5.7 (A+++)	5.7 (A+++)	5.1 (A+++)	5.3 (A+++)

* SEER - seasonal coefficient of system cooling capacity.

** SCOP - seasonal coefficient of system cooling capacity.

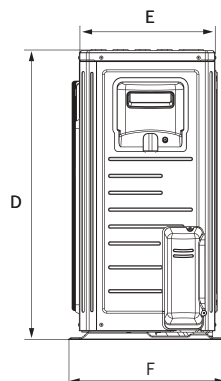
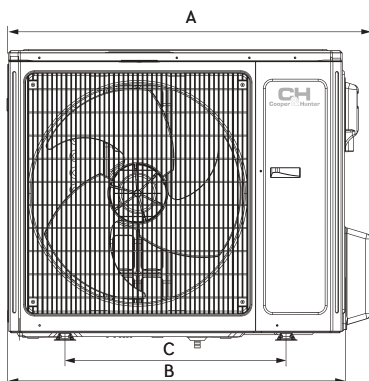
*** The indoor unit is available in four colors: white (WP), black with silver (BL), silver metallic (SC), champagne (GD)

INDOOR UNIT		CH-S09FTXAM2S-***	CH-S12FTXAM2S-***	CH-S18FTXAM2S-***	CH-S24FTXAM2S-***
Air flow volume	m ³ /h	800/730/680/630/580/450/350/250	800/730/680/630/580/450/350/250	1200/1150/1050/950/850/780/600	1250/1100/950/850/800/750/650
Sound pressure level	dB (A)	44/43/38/36/31/24/22/18	44/43/38/36/31/24/22/20	46/44/42/39/36/34/32	50/46/43/41/39/37/35/27
Dehumidification	l/h	0.8	1.4	1.8	2.0
Weight	kg	13	13.5	16.5	16.5



MODEL	W (mm)	H (mm)	D (mm)
CH-S09FTXAM2S-***	996	301	225
CH-S12FTXAM2S-***	996	301	225
CH-S18FTXAM2S-***	1101	327	249
CH-S24FTXAM2S-***	1101	327	249

OUTDOOR UNIT		CH-S09FTXAM2S-***	CH-S12FTXAM2S-***	CH-S18FTXAM2S-***	CH-S24FTXAM2S-***
Sound pressure level	dB (A)	53	54	56	58
Compressor type		Rotary			
Refrigerant type		R-32			
Temperature range for cooling	°C	-18 ... +54			
Temperature range for heating	°C	-30 ... +24			
Power supply		~220-240V/50Hz/1 Ph			
Weight	kg	44.5	45.5	62.5	65
Refrigerant Charge	kg	1.0	1	1.5	2.0
Liquid pipeline diameter	mm/inch	6.35/ 1/4"	6.35/ 1/4"	6.35/1/4"	6.35/1/4"
Gas pipeline diameter	mm/inch	9.52/3/8"	9.52/3/8"	15.88/5/8"	15.88/5/8"
Maximum pipeline level difference	m	10	10	20	30
Pipeline maximum length	m	15	20	40	50



MODEL	A (mm)	B (mm)	C (mm)	D (mm)	E (mm)	F (mm)
CH-S09FTXAM2S-***	899	838	550	596	303	378
CH-S12FTXAM2S-***	899	838	550	596	303	378
CH-S18FTXAM2S-***	1000	920	610	790	370	427
CH-S24FTXAM2S-***	1000	920	610	790	370	427



TECHNOLOGIES AND INNOVATIONS

CH
Cooper & Hunter

SERIES

VIP INVERTER NG

VIP Inverter NG air conditioner ensures efficient operation even during coldest times. Innovative "TWO-stage Compressor" technology allows operation in range of temperature from -30°C to $+24^{\circ}\text{C}$ for heating and from -18°C to $+54^{\circ}\text{C}$ for cooling. Due to the full air distribution over the entire area of the room, air conditioner provides a comfortable temperature even in large rooms. New VIP Inverter NG works reliably and safely due to the use of eco-refrigerant R32, which does not harm the environment.

Series

VIP INVERTER NG



CE RoHS



FUNCTION

HEALTH					COMFORT MANAGEMENT									
Mode SLEEP	Technology CH 7-SKY	ECO-FRESH	CH SMART-ION filters	Self-clean	Locking the remote control	Timer	LED display	Turbo mode	Multi speed fan	SWING Mode	Dehumidification mode	Wi-Fi	I FEEL	
INTELLIGENT CONTROL				TECHNOLOGICAL								ENERGY EFFICIENCY		
Anti Freeze protection	Auto restart	Self diagnostics	Display backlight	Wired controller connection	R32 Refrigerant	Silent mode	Auto protection	Function 8°C	Technology I-Action	Coating BLUE-FIN	Two-Stage Compressor	Warm start	Energy Efficiency	5 generation

CONTROLS AND ACCESSORIES (OPTIONAL)



Wired Controller XK76



Wired Controller CES0-24/E



Wired Controller CES2-24/F

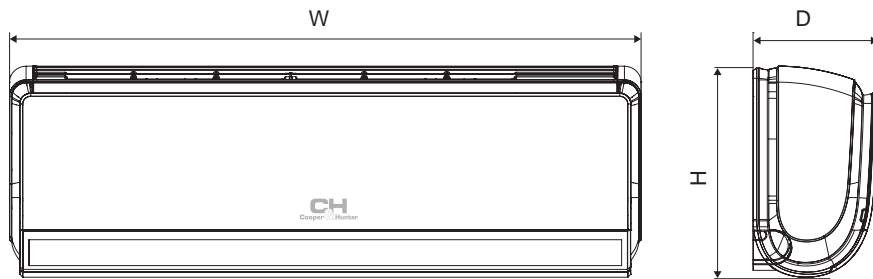


Detection Control Board MK010

MODEL			CH-S09FTXHV-B-NG	CH-S12FTXHV-B-NG	CH-S18FTXHV-B-NG
Capacity	Cooling	kW	2.70 (0.30-4.30)	3.53 (0.30-4.80)	5.30 (1.20-6.50)
	Heating	kW	3.20 (0.60-5.90)	4.00 (0.60-6.00)	5.30 (1.30-7.00)
Power consumption	Cooling	kW	0.60 (0.13-1.30)	0.88 (0.13-1.80)	1.45 (0.24-2.30)
	Heating	kW	0.78 (0.15-2.30)	1.00 (0.15-2.40)	1.42 (0.24-2.50)
Energy efficiency	Cooling (SEER*)	kW/kW	7.5 (A++)	7.2 (A++)	6.8 (A++)
	Heating (SCOP**)	kW/kW	5.7 (A+++)	5.5 (A+++)	5.1 (A+++)

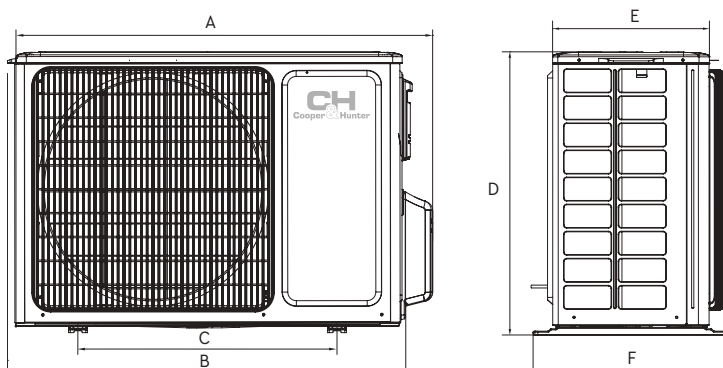
* SEER - seasonal coefficient of system cooling capacity.
 ** SCOP - seasonal coefficient of system cooling capacity.

INDOOR UNIT		CH-S09FTXHV-B-NG	CH-S12FTXHV-B-NG	CH-S18FTXHV-B-NG
Air flow volume	m ³ /h	550/450/390/330/290/250/220	2650/500/450/400/330/250/200/180	850/750/650/600/500/400/340
Sound pressure level	dB (A)	41/36/32/28/25/23/20/19	42/37/33/29/26/23/21/19	46/40/37/33/28/24/22/21
Dehumidification	l/h	0.8	0.8	2.0
Weight	kg	11.5	11.5	14



MODEL	W (mm)	H (mm)	D (mm)
CH-S09FTXHV-B-NG	860	305	170
CH-S12FTXHV-B-NG	860	305	170
CH-S18FTXHV-B-NG	960	320	205

OUTDOOR UNIT		CH-S09FTXHV-B-NG	CH-S12FTXHV-B-NG	CH-S18FTXHV-B-NG
Sound pressure level	dB (A)	52	53	57
Compressor type			Rotary	
Refrigerant type			R32	
Temperature range for cooling	°C		-18/+54	
Temperature range for heating	°C		-30/+24	
Power supply			~220-240V/50Hz/1 Ph	
Weight	kg	42	43.5	50.5
Refrigerant Charge	kg	0.95	0.9	1.4
Liquid pipeline diameter	mm/inch	6.38/1/4"	6.38/1/4"	6.38/1/4"
Gas pipeline diameter	mm/inch	9.53/3/8"	9.53/3/8"	12.7/1/2"
Maximum pipeline level difference	m	10	10	10
Pipeline maximum length	m	15	20	25



MODEL	A (mm)	B (mm)	C (mm)	D (mm)	E (mm)	F (mm)
CH-S09FTXHV-B-NG	899	810	560	596	303	378
CH-S12FTXHV-B-NG	899	810	560	596	303	378
CH-S18FTXHV-B-NG	965	897	560	700	340	396



NEW OPPORTUNITIES
AND IDEAS



SERIES


SUPREME CONTINENTAL

Supreme Continental is not only about smart technologies, but also exquisite design. Supreme Continental series can operate in a wide temperature range, in particular, cooling from $-15\text{ }^{\circ}\text{C}$ to $+43\text{ }^{\circ}\text{C}$, and heating from $-25\text{ }^{\circ}\text{C}$ to $+24\text{ }^{\circ}\text{C}$. In addition, Supreme Continental series has the highest class of energy efficiency, which allows you to save money on electricity bills. Resuming all this features in series you get ideal choice for any house.

The unique technology CH-UV sterilize indoor air with UV-lamp. It provides clean and safe air in your house without bacteria!

Series

SUPREME CONTINENTAL



CE RoHS

INVERTER



FUNCTION

HEALTH					COMFORT MANAGEMENT								
Mode SLEEP	Technology CH 7-SKY	ECO-FRESH	CH UV Cleaner	Self-clean	Locking the remote control	Timer	LED display	Turbo mode	Multi speed fan	Mode SWING	Dehumidification mode	Wi-Fi	I FEEL

INTELLIGENT CONTROL				TECHNOLOGICAL						ENERGY EFFICIENCY			
Anti Freeze protection	Auto restart	Self diagnostics	Display backlight	Wired controller connection	R32 Refrigerant	Silent mode	Auto protection	Function 8°C	Technology I-Action	Coating BLUE-FIN	Warm start	Energy Efficiency	Generation 6

CONTROLS AND ACCESSORIES (OPTIONAL)



Wired Controller XK76



Wired Controller CES0-24/E



Wired Controller CES2-24/F



Detection Control Board MK010

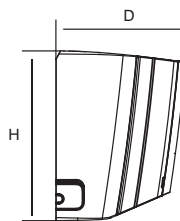
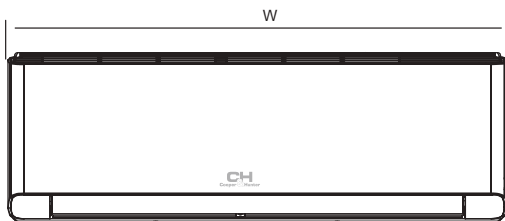
MODEL			CH-S09FTXAL2-***	CH-S12FTXAL2-***	CH-S18FTXAL2-***	CH-S24FTXAL2-***
Capacity	Cooling	kW	2.70 (0.45-3.50)	3.50 (0.70-4.00)	5.30 (1.26-6.60)	7.10 (2.00-8.32)
	Heating	kW	3.00 (0.45-4.20)	3.81 (0.80-4.50)	5.60 (1.12-6.80)	7.80 (2.00-9.20)
Power consumption	Cooling	kW	0.60 (0.09-1.40)	0.88 (0.09-1.40)	1.41 (0.38-2.25)	2.03 (0.40-2.50)
	Heating	kW	0.68 (0.16-1.60)	0.95 (0.18-1.85)	1.33 (0.35-2.50)	2.00 (0.45-3.00)
Energy efficiency	Cooling (SEER*)	kW/kW	9.0 (A+++)	8.5 (A+++)	7.6 (A++)	7.0 (A++)
	Heating (SCOP**)	kW/kW	6.0 (A+++)	5.4 (A+++)	5.7 (A+++)	5.4 (A+++)

* SEER - seasonal coefficient of system cooling capacity.

** SCOP - seasonal coefficient of system cooling capacity.

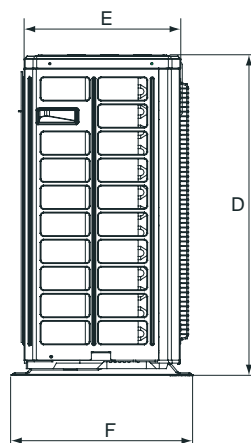
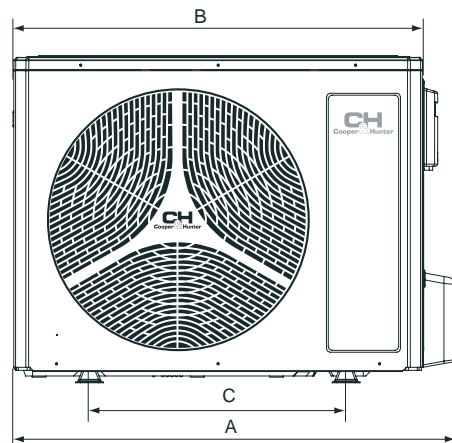
***performance in four different color types: white (WP), silver (SC), gold (GD), full-black (FB).

INDOOR UNIT		CH-S09FTXAL2-***	CH-S12FTXAL2-***	CH-S18FTXAL2-***	CH-S24FTXAL2-***
Air flow volume	m ³ /h	180/390/420/450/490/540/590/660	180/390/420/450/490/540/590/680	460/520/570/610/680/750/850	600/800/850/900/950/1000/1100/1250
Sound pressure level	dB (A)	18/22/26/30/34/36/38/41	19/23/29/32/35/37/39/43	30/32/35/37/39/41/45	27/33/36/38/40/41/44/48
Dehumidification	l/h	0.8	1.4	1.8	2.4
Weight	kg	10.5	10.5	13	16



MODEL	W (mm)	H (mm)	D (mm)
CH-S09FTXAL2-***	865	290	210
CH-S12FTXAL2-***	865	290	210
CH-S18FTXAL2-***	996	301	225
CH-S24FTXAL2-***	1101	327	249

OUTDOOR UNIT		CH-S09FTXAL-***	CH-S12FTXAL-***	CH-S18FTXAL-***	CH-S24FTXAL-***
Sound pressure level	dB (A)	50	52	57	59
Compressor type		Rotary			
Refrigerant type		R-32			
Temperature range for cooling	°C	-15 ... +50			
Temperature range for heating	°C	-25 ... +24			
Power supply		~220-240V/50Hz/1 Ph			
Weight	kg	27	29	42	42,5
Refrigerant Charge	kg	0.7	0.80	1	1.5
Liquid pipeline diameter	mm/inch	6.38/1/4"	6.38/1/4"	6.38/1/4"	6.38/1/4"
Gas pipeline diameter	mm/inch	9.53/3/8"	9.53/3/8"	12.7/1/2"	15.88/5/8"
Maximum pipeline level difference	m	10	10	10	10
Pipeline maximum length	m	15	20	25	25



MODEL	A (mm)	B (mm)	C (mm)	D (mm)	E (mm)	F (mm)
CH-S09FTXAL2-***	732	675	455	555	285	330
CH-S12FTXAL2-***	802	745	512	555	300	350
CH-S18FTXAL2-***	958	889	570	660	340	402
CH-S24FTXAL2-***	958	889	570	660	340	402



Arctic series are designed for operation in heating mode at lowest external temperatures down to -25°C . They are equipped with an air ionizer. Modern design, clear geometric lines of the panel of the indoor unit with LED display emphasize the conciseness and sophistication of the style.



CH
Cooper & Hunter

SERIES

STYLE AND
RELIABILITY

ARCTIC
INGS



SERIES ARCTIC NG



5 YEARS +50°C -25°C 20dB
 CE RoHS **INVERTER**



FUNCTION

HEALTH						COMFORT MANAGEMENT								
Mode SLEEP	Technology CH 7-SKY	ECO-FRESH	CH SMART-ION filter	Double Self-clean	Self-clean	Locking the remote control	Timer	LED display	Turbo mode	Multi speed fan	Dehumidification mode	Dehumidification mode	Wi-Fi	I FEEL

INTELLIGENT CONTROL				TECHNOLOGICAL						ENERGY EFFICIENCY			
Anti Freeze protection	Auto restart	Self diagnostics	Display backlight	Wired controller connection	R32 Refrigerant	Silent mode	Auto protection	Function 8°C	Technology I-Action	Coating BLUE-FIN	Warm start	Energy Efficiency	Generation 6

CONTROLS AND ACCESSORIES (OPTIONAL)



Wired Controller
XK76



Wired Controller
CE50-24/E

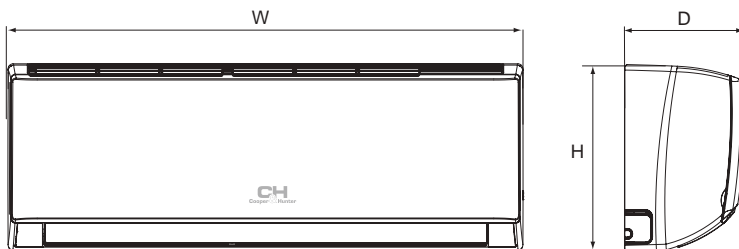


Wired Controller
CE52-24/F

MODEL		CH-S09FTXLA2-NG	CH-S12FTXLA2-NG	CH-S18FTXLA2-NG	CH-S24FTXLA2-NG
Capacity	Cooling	kW 2.70 (0.80-3.80)	3.51 (0.90-4.40)	5.20 (1.00-6.10)	7.10 (2.00-8.85)
	Heating	kW 3.00 (0.90- 4.25)	3.81 (0.90-4.70)	5.60 (1.10-6.60)	7.80 (1.80-9.45)
Power consumption	Cooling	kW 0.69 (0.10-1.30)	0.96 (0.22-1.40)	1.58 (0.10-2.35)	2.03 (0.45-2.90)
	Heating	kW 0.70 (0.15-1.40)	0.95 (0.22-1.55)	1.44 (0.18-2.40)	2.00 (0.35-3.00)
Energy efficiency	Cooling (SEER*)	kW/kW 7.5 (A++)	7.1 (A++)	7.1 (A++)	7.0 (A++)
	Heating (SCOP**)	kW/kW 5.3 (A+++)	5.2 (A+++)	5.7 (A+++)	5.4 (A+++)

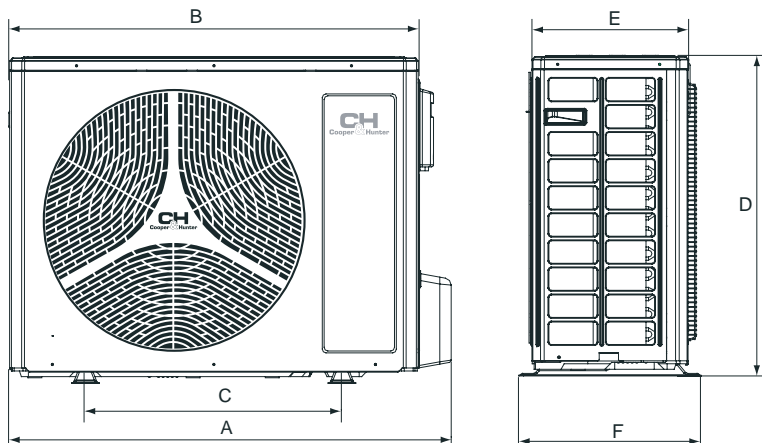
* SEER - seasonal coefficient of system cooling capacity.
 ** SCOP - seasonal coefficient of system cooling capacity.

INDOOR UNIT		CH-S09FTXLA2-NG	CH-S12FTXLA2-NG	CH-S18FTXLA2-NG	CH-S24FTXLA2-NG
Air flow volume	m ³ /h	390/420/440/470/540/570/610	360/420/480/540/600/650/700	460/520/570/610/680/750/850	800/850/900/950/1000/1100/1250
Sound pressure level	dB (A)	20/22/24/26/28/32/37	21/23/24/26/29/33/38	24/27/31/33/38/41/45	27/29/35/37/39/42/47
Dehumidification	l/h	1.69	1.40	1.9	2.4
Weight	kg	10.5	10.5	13	16.5



MODEL	W (mm)	H (mm)	D (mm)
CH-S09FTXLA2-NG	845	289	209
CH-S12FTXLA2-NG	845	289	209
CH-S18FTXLA2-NG	970	300	224
CH-S24FTXLA2-NG	1078	325	246

OUTDOOR UNIT		CH-S09FTXLA2-NG	CH-S12FTXLA2-NG	CH-S18FTXLA2-NG	CH-S24FTXLA2-NG
Sound pressure level	dB (A)	50	52	56	59
Compressor type		Rotary			
Refrigerant type		R32			
Temperature range for cooling	°C	-15 ... +50			
Temperature range for heating	°C	-25 ... +30			
Power supply		~220-240V/50Hz/1 Ph			
Weight	kg	24.5	24.5	30.5	41.5
Refrigerant Charge	kg	0.53	0.57	0.82	1.50
Liquid pipeline diameter	mm/inch	6.35/1/4"	6.35/1/4"	6.35/1/4"	6.35/1/4"
Gas pipeline diameter	mm/inch	9.52/3/8"	9.52/3/8"	12.7/1/2"	15.88/5/8"
Maximum pipeline level difference	m	10	10	10	10
Pipeline maximum length	m	15	15	25	25



MODEL	A (mm)	B (mm)	C (mm)	D (mm)	E (mm)	F (mm)
CH-S09FTXLA2-NG	732	675	455	555	285	330
CH-S12FTXLA2-NG	732	675	455	555	285	330
CH-S18FTXLA2-NG	802	745	513	555	300	350
CH-S24FTXLA2-NG	958	889	570	660	340	402



MODERN DESIGN AND HIGH PRODUCTIVITY

Daytona series has unique indoor unit panel, which allows it to fit perfectly into any interior. A wide range of operating temperatures makes it versatile and suitable for use throughout the year. Heating operation mode allows to work at outside temperatures down to -25°C .



CH
Cooper & Hunter

SERIES

DAYTONA



Series DAYTONA



CE RoHS **INVERTER**



FUNCTION

HEALTH						COMFORT MANAGEMENT									
Mode SLEEP	Technology CH 7-SKY	ECO-FRESH	CH SMART-ION filter	Double Self-clean	Self-clean	Locking the remote control	Timer	LED display	Turbo mode	Multi speed fan	SWING mode	Dehumidification mode	Wi-Fi	I FEEL	

INTELLIGENT CONTROL					TECHNOLOGICAL						ENERGY EFFICIENCY			
Anti Freeze protection	Auto restart	Self diagnostics	Display backlight	Wired controller connection	R32 Refrigerant	Silent mode	Auto protection	Function 8°C	Technology I-Action	Coating BLUE-FIN	Warm start	Energy Efficiency	Generation 6	

CONTROLS AND ACCESSORIES (OPTIONAL)



Wired Controller
XK76



Wired Controller
CE50-24/E

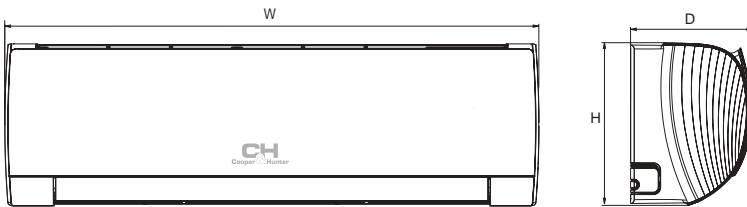


Wired Controller
CE52-24/F

MODEL			CH-S09FTXD2-***	CH-S12FTXD2-***	CH-S18FTXD2-***	CH-S24FTXD2-***
Capacity	Cooling	kW	2.70 (0.80-3.80)	3.51 (0.90-4.40)	5.20 (1.00-6.10)	7.10 (2.00-8.85)
	Heating	kW	3.00 (0.90-4.25)	3.81 (0.90-4.70)	5.60 (1.10-6.60)	7.80 (1.80-9.45)
Power consumption	Cooling	kW	0.69 (0.10-1.30)	0.96 (0.22-1.40)	1.58 (0.10-2.35)	2.03 (0.45-2.90)
	Heating	kW	0.70 (0.15-1.40)	0.95 (0.22-1.55)	1.44 (0.18-2.40)	2.00 (0.35-3.00)
Energy efficiency	Cooling (SEER*)	kW/kW	7.5 (A++)	7.1 (A++)	7.1 (A++)	7.0 (A++)
	Heating (SCOP**)	kW/kW	5.3 (A+++)	5.2 (A+++)	5.7 (A+++)	5.4 (A+++)

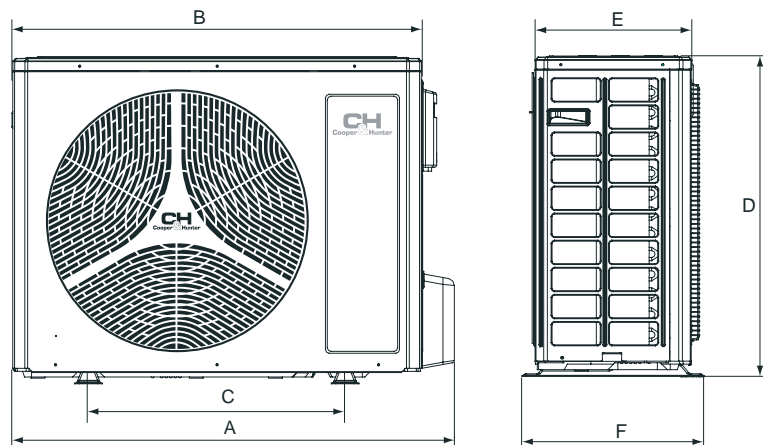
* SEER - seasonal coefficient of system cooling capacity.
 ** SCOP - seasonal coefficient of system cooling capacity.
 *** performance in three different color types: white(WP), black(BL), silver(SC)

INDOOR UNIT		CH-S09FTXD2-***	CH-S12FTXD2-***	CH-S18FTXD2-***	CH-S24FTXD2-***
Air flow volume	m ³ /h	610/570/540/470/440/420/390	700/650/600/540/480/420/360/300	850/750/680/610/570/520/460	1250/1100/1000/950/900/850/800/600
Sound pressure level	dB (A)	38/36/34/31/29/27/25	42/38/35/32/29/27/25	44/43/41/38/36/34/30/23	48/44/41/40/38/36/33/27
Dehumidification	l/h	1.69	1.40	1.9	2.4
Weight	kg	11	11	13.5	16.5



MODEL	W (mm)	H (mm)	D (mm)
CH-S09FTXD2-WP-/BL-/SC	889	294	212
CH-S12FTXD2-WP-/BL-/SC	889	294	212
CH-S18FTXD2-WP-/BL-/SC	1013	307	221
CH-S24FTXD2-WP-/BL-/SC	1122	329	247

OUTDOOR UNIT		CH-S09FTXD2-***	CH-S12FTXD2-***	CH-S18FTXD2-***	CH-S24FTXD2-***
Sound pressure level	dB (A)	50	52	56	59
Compressor type		Rotary			
Refrigerant type		R32			
Temperature range for cooling	°C	-15 ... +50			
Temperature range for heating	°C	-25 ... +30			
Power supply		~220-240V/50Hz/1 Ph			
Weight	kg	23.5	24.5	30.5	41.5
Refrigerant Charge	kg	0.53	0.57	0.82	1.50
Liquid pipeline diameter	mm/inch	6.35/1/4"	6.35/1/4"	6.35/1/4"	6.35/1/4"
Gas pipeline diameter	mm/inch	9.52/3/8"	9.52/3/8"	12.7/1/2"	15.88/5/8"
Maximum pipeline level difference	m	10	10	10	10
Pipeline maximum length	m	15	15	25	25



MODEL	A (mm)	B (mm)	C (mm)	D (mm)	E (mm)	F (mm)
CH-S09FTXD2-WP-/BL-/SC	732	675	455	555	285	330
CH-S12FTXD2-WP-/BL-/SC	732	675	455	555	285	330
CH-S18FTXD2-WP-/BL-/SC	802	745	512	555	300	350
CH-S24FTXD2-WP-/BL-/SC	958	889	570	660	340	402



STABLE AND
RELIABLE





SERIES

VERITAS NG

VERITAS NG - a new version of well-known air conditioner gets more options to work during winter season. Size unit 24K can be consider as a complete heat pump unit due to working operation range: down -25°C .

Series

VERITAS NG



5 YEARS +43°C -15°C 20dB

CE RoHS

INVERTER



FUNCTION

HEALTH						COMFORT MANAGEMENT								
Mode SLEEP	Technology CH 7-SKY	ECO-FRESH	CH SMART-ION filter	Double Self-clean	Self-clean	Locking the remote control	Timer	LED display	Turbo mode	Multi speed fan	mode SWING	Dehumidification mode	Wi-Fi	I FEEL

INTELLIGENT CONTROL				TECHNOLOGICAL						ENERGY EFFICIENCY		
Anti Freeze protection	Auto restart	Self diagnostics	Wired controller connection	R32 Refrigerant	Silent mode	Auto protection	Function 8°C	Technology I-Action	Coating BLUE-FIN	Warm start	Energy Efficiency	Generation 6

CONTROLS AND ACCESSORIES (OPTIONAL)



Wired Controller XK76



Wired Controller CE50-24/E



Wired Controller CE52-24/F

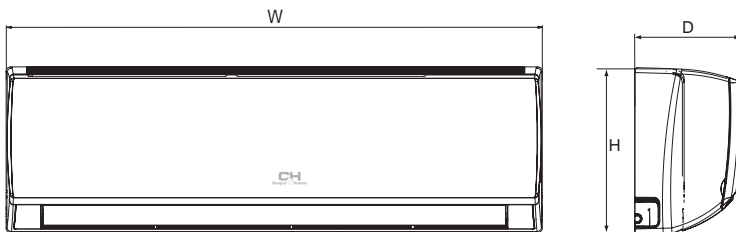


Detection Control Board MK010

MODEL		CH-S07FTXQ2-NG	CH-S09FTXQ2-NG	CH-S12FTXQ2-NG	CH-S18FTXQ2-NG	CH-S24FTXQ2-NG
Capacity	Cooling	kW 2.35 (0.37-2.53)	2.50 (0.50-3.35)	3.20 (0.60-3.60)	4.60 (0.65-5.20)	7.10 (2.00-8.85)
	Heating	kW 2.50 (0.51-2.60)	2.80 (0.50-3.30)	3.40 (0.60-3.80)	5.20 (0.70-5.40)	7.80 (1.80-9.45)
Power consumption	Cooling	kW 0.68 (0.10-0.98)	0.72 (0.16-1.40)	0.93 (0.12-1.40)	1.36 (0.15-1.70)	2.03 (0.45-2.90)
	Heating	kW 0.65 (0.10-1.23)	0.75 (0.20-1.50)	0.87 (0.12-1.50)	1.34 (0.16-1.60)	2.00 (0.35-3.00)
Energy efficiency	Cooling (SEER*)	kW/kW 5.1 (A)	6.5 (A++)	6.5 (A++)	6.4 (A++)	7.0 (A++)
	Heating (SCOP**)	kW/kW 3.8 (A)	4.1 (A+)	4.1 (A+)	4.0 (A+)	5.4 (A+++)

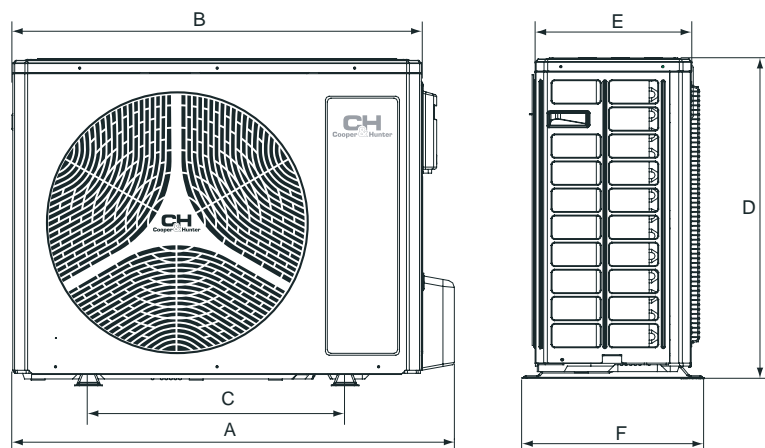
* SEER - seasonal coefficient of system cooling capacity.
 ** SCOP - seasonal coefficient of system cooling capacity.

INDOOR UNIT		CH-S07FTXQ2-NG	CH-S09FTXQ2-NG	CH-S12FTXQ2-NG	CH-S18FTXQ2-NG	CH-S24FTXQ2-NG
Air flow volume	m ³ /h	300/390/420/500	300/390/420/500	420/490/620/680	600/700/800/850	800/850/900/950/1050/1150/1250
Sound pressure level	dB (A)	38/35/33/28	39/36/32/25	23/29/32/35/36/38/41	44/42/38/34	48/44/41/40/38/36/33
Dehumidification	l/h	0.8	0.8	1.4	1.8	2.4
Weight	kg	8.2	8	10,5	13.5	16



MODEL	W (mm)	H (mm)	D (mm)
CH-S07FTXQ2-NG	713	270	195
CH-S09FTXQ2-NG	713	270	195
CH-S12FTXQ2-NG	845	289	209
CH-S18FTXQ2-NG	970	300	224
CH-S24FTXQ2-NG	1078	325	246

OUTDOOR UNIT		CH-S07FTXQ2-NG	CH-S09FTXQ2-NG	CH-S12FTXQ2-NG	CH-S18FTXQ2-NG	CH-S24FTXQ2-NG
Sound pressure level	dB (A)	51	51	52	55	59
Compressor type		Rotary				
Refrigerant type		R32				
Temperature range for cooling	°C	-15 ... +43				-15 ... +50
Temperature range for heating	°C	-15 ... +24				-25 ... +30
Power supply		~220-240V/50Hz/1 Ph				
Weight	kg	20.8	25	25	26,5	41.5
Refrigerant Charge	kg	0.45	0.5	0.57	0.75	1.50
Liquid pipeline diameter	mm/inch	6.35/1/4"	6.35/1/4"	6.35/1/4"	6.35/1/4"	6.35/1/4"
Gas pipeline diameter	mm/inch	9.52/3/8"	9.52/3/8"	9.52/3/8"	9.52/3/8"	15.88/5/8"
Maximum pipeline level difference	m	10	10	10	10	10
Pipeline maximum length	m	15	15	15	25	25



MODEL	A (mm)	B (mm)	C (mm)	D (mm)	E (mm)	F (mm)
CH-S07FTXQ2-NG	710	650	430	450	244	293
CH-S09FTXQ2-NG	732	675	455	550	310	330
CH-S12FTXQ2-NG	732	675	455	550	310	330
CH-S18FTXQ2-NG	732	675	455	555	285	330
CH-S24FTXQ2-NG	958	889	570	660	340	402



MODERN AND
STYLISH



CH
Cooper & Hunter

SERIES

Vital INVERTER is a new generation of well recommended air conditioner with a minimalist white panel.

VITAL INVERTER



Series

VITAL INVERTER



5
POKIB



+4.3°C



-15°C



21dB



RoHS

INVERTER

FUNCTION

HEALTH



Mode
SLEEP



Technology
CH 7-SKY



ECO-FRESH



CH SMART-ION
filters



Double
Self-clean



Self-clean

COMFORT MANAGEMENT



Locking
the remote
control



Timer



LED
display



Turbo
mode



Multi speed
fan



SWING
Mode



Dehumidifica-
tion mode



Wi-Fi



I FEEL

INTELLIGENT CONTROL



Anti Freeze
protection



Auto
restart



Self
diagnostics



R32
Refrigerant



Silent
mode



Auto
protection



Function
+8 °C



Technology
I-Action



Coating
BLUE-FIN



Warm
start



Energy
Efficiency



Generation 6

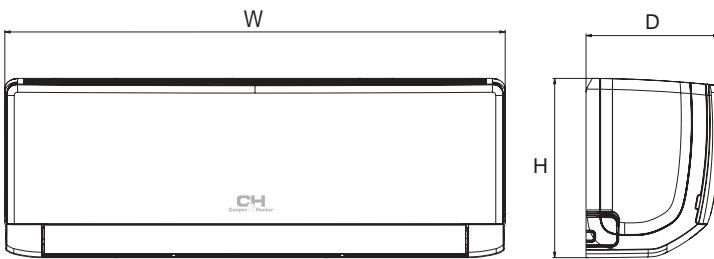
TECHNOLOGICAL

ENERGY EFFICIENCY

MODEL		CH-S07FTXF2-NG	CH-S09FTXF2-NG	CH-S12FTXF2-NG	CH-S18FTXF2-NG	CH-S24FTXF2-NG	
Capacity	Cooling	kW	2.35 (0.37-2.53)	2.70 (0.50-3.35)	3.20 (0.60-3.60)	4.60 (0.65-5.20)	6.20 (1.80-6.90)
	Heating	kW	2.50 (0.51-2.60)	2.80 (0.50-3.30)	3.40 (0.60-3.80)	5.20 (0.70-5.40)	6.50 (1.30-7.03)
Power consumption	Cooling	kW	0.68 (0.16-0.95)	0.73 (0.20-1.50)	0.99 (0.16-1.40)	1.35 (0.16-1.70)	1.82 (0.45-2.20)
	Heating	kW	0.65 (0.20-1.00)	0.68 (0.16-1.40)	0.92 (0.20-1.50)	1.34 (0.20-1.60)	1.91 (0.45-2.30)
Energy efficiency	Cooling (SEER*)	kW/kW	5.1 (A)	6.8 (A++)	6.1 (A++)	6.4 (A++)	6.8 (A++)
	Heating (SCOP**)	kW/kW	3.8 (A)	4.2 (A+)	4.0 (A+)	4.0 (A+)	4.0 (A+)

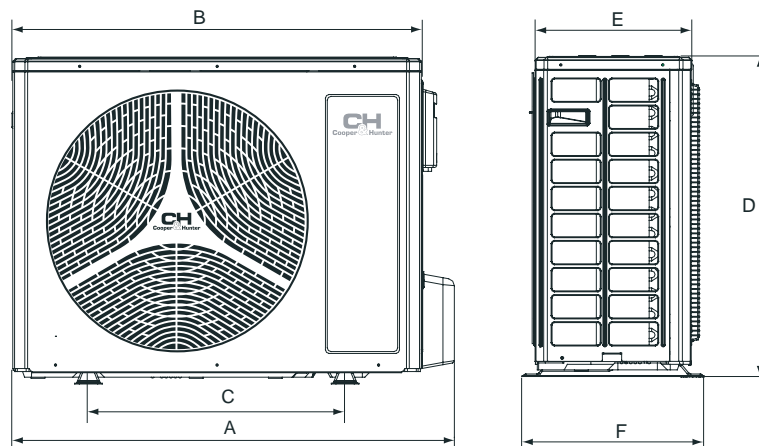
* SEER - seasonal coefficient of system cooling capacity.
 ** SCOP - seasonal coefficient of system cooling capacity.

INDOOR UNIT		CH-S07FTXF2-NG	CH-S09FTXF2-NG	CH-S12FTXF2-NG	CH-S18FTXF2-NG	CH-S24FTXF2-NG
Air flow volume	m ³ /h	300/390/420/500	280/310/340/400/480/520/550	280/320/350/400/480/520/590	600/700/800/850	400/600/800/900
Sound pressure level	dB (A)	27/33/38/40	21/26/29/33/35/37/40	24/26/30/33/35/37/41	31/38/42/44	30/37/45/48
Dehumidification	l/h	0.6	0.8	1.4	1.8	1.8
Weight	kg	8.2	8.5	8.0	13.5	13



MODEL	W (mm)	H (mm)	D (mm)
CH-S07FTXF2-NG	713	270	195
CH-S09FTXF2-NG	773	250	185
CH-S12FTXF2-NG	773	250	185
CH-S18FTXF2-NG	970	300	225
CH-S24FTXF2-NG	970	300	225

OUTDOOR UNIT		CH-S07FTXF2-NG	CH-S09FTXF2-NG	CH-S12FTXF2-NG	CH-S18FTXF2-NG	CH-S24FTXF2-NG
Sound pressure level	dB (A)	51	51	52	55	57
Compressor type		Rotary				
Refrigerant type		R32				
Temperature range for cooling	°C	-15 ... +43				
Temperature range for heating	°C	-15 ... +24				
Power supply		~220-240V/50Hz/1 Ph				
Weight	kg	20.8	24.5	25	26.5	36.5
Refrigerant Charge	kg	0.45	0.50	0.55	0.75	1.23
Liquid pipeline diameter	mm/inch	6.35/1/4"	6.35/1/4"	6.35/1/4"	6.35/1/4"	6.35/1/4"
Gas pipeline diameter	mm/inch	9.52/3/8"	9.52/3/8"	9.52/3/8"	9.52/3/8"	12.7/1/2"
Maximum pipeline level difference	m	10	10	10	10	10
Pipeline maximum length	m	15	15	20	25	25



MODEL	A (mm)	B (mm)	C (mm)	D (mm)	E (mm)	F (mm)
CH-S07FTXF2-NG	710	650	430	450	244	293
CH-S09FTXF2-NG	732	675	455	555	285	330
CH-S12FTXF2-NG	732	675	455	555	285	330
CH-S18FTXF2-NG	732	675	455	555	285	330
CH-S24FTXF2-NG	873	805	528	555	317	376



HIDDEN AND
EFFICIENT



SERIES

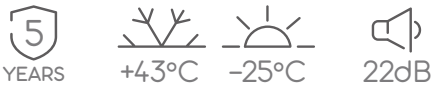
Inverter Console NG series - innovative and compact unit that can be installed on the floor or on the wall and fits perfectly under the window. The unit has the ability to adjust the direction of air supply up or up and down.



INVERTER CONSOLE NG

Series

INVERTER CONSOLE NG



INVERTER

CE RoHS

FUNCTION

HEALTH				COMFORT MANAGEMENT								
Mode SLEEP	ECO-FRESH	CH SMART-ION Filter	Self-clean	Locking the remote control	Timer	LED display	Turbo mode	Multi speed fan	SWING mode	Dehumidification mode	Wi-Fi	I FEEL
INTELLIGENT CONTROL				TECHNOLOGICAL							ENERGY EFFICIENCY	
Anti Freeze protection	Auto restart	Self diagnostics	Wired controller connection	R32 Refrigerant	Silent mode	Auto protection	Function +8 °C	Technology I-Action	Coating BLUE-FIN	Warm start	Energy Efficiency A++	Generation 6

CONTROLS AND ACCESSORIES (OPTIONAL)



Wired Controller
XK76



Wired Controller
CE50-24/E

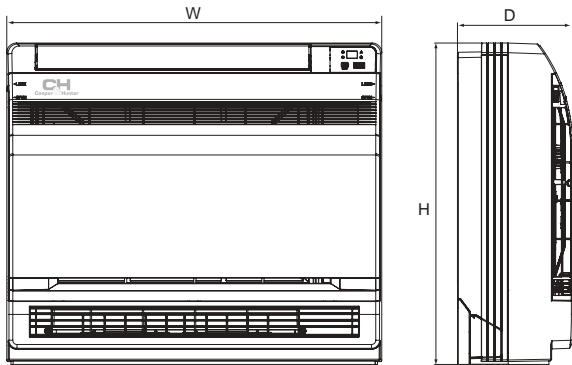


Wired Controller
CE52-24/F

MODEL			CH-S09FVX2-NG	CH-S12FVX2-NG	CH-S18FVX2-NG
Capacity	Cooling	kW	2.70 (0.70-3.40)	3.52 (0.80-4.40)	5.20 (1.26-6.60)
	Heating	kW	2.90 (0.60-3.50)	3.80 (1.10-4.40)	5.33 (1.12-6.68)
Power consumption	Cooling	kW	0.70 (0.17-1.30)	0.93 (0.16-1.50)	1.45 (0.38-2.45)
	Heating	kW	0.73 (0.13-1.35)	0.96 (0.17-1.50)	1.55 (0.35-2.50)
Energy efficiency	Cooling (SEER*)	kW/kW	7.2 (A++)	7.0 (A++)	6.6 (A++)
	Heating (SCOP**)	kW/kW	5.3 (A+++)	5.3 (A+++)	5.1 (A+++)

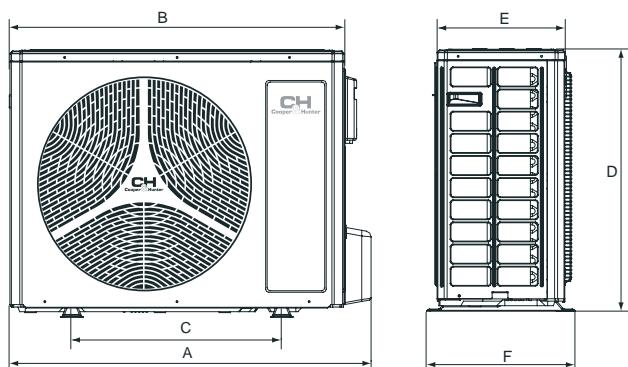
* SEER - seasonal coefficient of system cooling capacity.
 ** SCOP - seasonal coefficient of system cooling capacity.

INDOOR UNIT			CH-S09FVX2-NG	CH-S12FVX2-NG	CH-S18FVX2-NG
Air flow volume	m ³ /h		250/280/330/370/410/430/500	280/360/400/440/480/520/600	320/410/460/520/580/650/700
Sound pressure level	dB (A)		22/25/28/30/32/36/38	24/29/33/36/38/40/44	32/37/40/42/45/47/49
Dehumidification	l/h		0.8	1.2	1.8
Weight	kg		15.5	16	16



MODEL	W (mm)	H (mm)	D (mm)
CH-S09FVX2-NG	700	600	215
CH-S12FVX2-NG	700	600	215
CH-S18FVX2-NG	700	600	215

OUTDOOR UNIT			CH-S09FVX2-NG	CH-S12FVX2-NG	CH-S18FVX2-NG
Sound pressure level	dB (A)		51	53	59
Compressor type				Rotary	
Refrigerant type				R32	
Temperature range for cooling	°C			-15 ... +43	
Temperature range for heating	°C			-25 ... +24	
Power supply				~220-240V/50Hz/1 Ph	
Weight	kg		24.0	27.5	41
Refrigerant Charge	kg		0.51	0.75	1.00
Liquid pipeline diameter	mm/inch		6.35/1/4"	6.35/1/4"	6.35/1/4"
Gas pipeline diameter	mm/inch		9.52/3/8"	9.52/3/8"	12.7/1/2"
Maximum pipeline level difference	m		10	10	10
Pipeline maximum length	m		15	20	25



MODEL	A (mm)	B (mm)	C (mm)	D (mm)	E (mm)	F (mm)
CH-S09FVX2-NG	732	675	455	555	285	330
CH-S12FVX2-NG	802	745	512	555	300	350
CH-S18FVX2-NG	958	889	570	660	340	402

CH
Cooper & Hunter





MULTI-SPLIT SYSTEMS

NORDIC MULTI LIGHT is a DC-inverter multi-split system of free combination, which allows connecting to one outdoor unit from one to five indoor units of different types.

Series

NORDIC MULTI LIGHT



5 YEARS -22°C +48°C **INVERTER**

CE RoHS

FUNCTION

INTELLIGENT CONTROL				TECHNOLOGICAL						Energy efficiency			
Anti Freeze protection	Auto restart	Self diagnostics	BMS connection	Wired controller connection	R32 Refrigerant	Multi-split	Auto protection	Function 8°C	Technology I-Action	BLUE-FIN	Warm start	Energy Efficiency	Generation 6

CONTROLS AND ACCESSORIES (OPTIONAL)



Wired Controller
XK76



Wired Controller
CE50-24/E



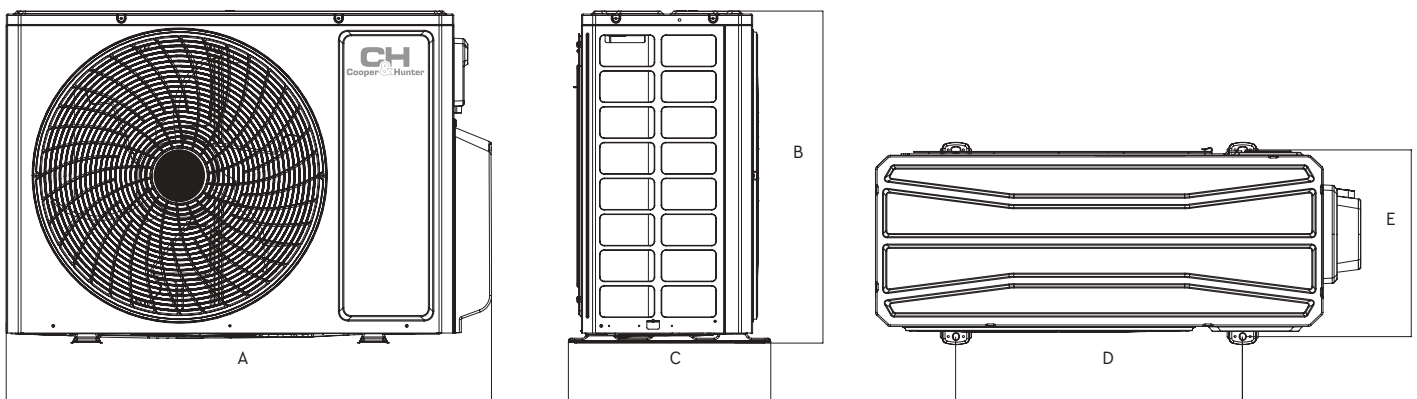
Wired Controller
CE52-24/F



Detection Control Board
MK010

OUTDOOR UNITS WITH PRODUCTIVITY FROM 14,000 TO 42,000 BTU

MODEL			CHML-U14RK2-NG	CHML-U18RK2-NG	CHML-U21RK3-NG	CHML-U24RK3-NG	CHML-U28RK4-NG	CHML-U36RK4-NG	CHML-U42RK5-NG
Quantity IDU to connect			1-2	1-2	2-3	2-3	2-4	2-4	2-5
Capacity	Cooling	kW	4.10	5.30	6.10	7.10	8.00	10.60	12.10
	Heating	kW	4.40	5.65	6.50	8.60	9.50	12.00	13.00
Power supply			~220-240V/50Hz/1 Ph						
Air flow volume	m ³ /h		2300	2300	3800	3800	3800	5800	5800
Sound pressure level	dB (A)		52	54	58	58	58	60	60
Weight (net/gross)	kg		30/32.5	32/34.5	47.5/52	47.5/52	51/55.5	72/79	73/80
Refrigerant type			R32						
Refrigerant Charge	kg		0.75	0.90	1.60	1.70	1.80	2.40	2.4
Refrigerant load	g/m		20	20	20	20	20	20	20
Standard filling length	m		10	10	30	30	40	40	50
Diameter of the liquid/gas line	mm/inch		2x 6.35/1/4"-9.52/3/8"	2x 6.35/1/4"-9.52/3/8"	3x 6.35/1/4"-9.52/3/8"	3x 6.35/1/4"-9.52/3/8"	4x 6.35/1/4"-9.52/3/8"	4x 6.35/1/4"-9.52/3/8"	5x 6.35/1/4"-9.52/3/8"
Temperature range	Cooling	°C	-15 ... +43						
	Heating	°C	-22 ... +20						
The maximum length of the trunk (total line length / maximum distance to the indoor unit)	m		40/20	40/20	60/20	60/20	70/20	80/25	100/25
Maximum pipeline level difference	m		15	15	15	15	15	25	25



MODEL	A (mm)	B (mm)	C (mm)	D (mm)	E (mm)
CHML-U14RK2-NG	822	550	352	512	332
CHML-U18RK2-NG	822	550	352	512	332
CHML-U21RK3-NG	964	660	402	570	371
CHML-U24RK3-NG	964	660	402	570	371
CHML-U284RK4-NG	964	660	402	570	371
CHML-U36RK4-NG	1020	826	427	635	396
CHML-U42RK5-NG	1020	826	427	635	396

Series SUPREME CONTINENTAL



TECHNICAL PARAMETERS

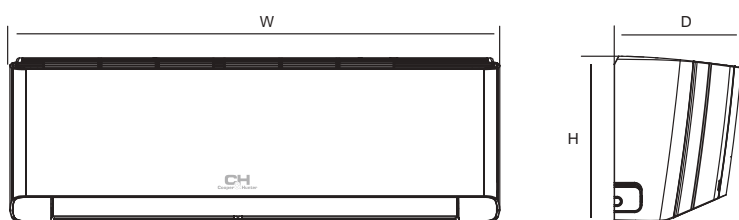
MODEL	CH-S09FTXAL-* (I)		CH-S12FTXAL-* (I)	CH-S18FTXAL-* (I)	CH-S24FTXAL-* (I)	
Capacity	Cooling	kW	2.70	3.50	5.30	7.00
	Heating	kW	2.93	3.81	5.57	7.20
Power supply	~220-240V/50Hz/1 Ph					
Liquid pipeline diameter	mm/inch	6.35/1/4"	6.35/1/4"	6.35/1/4"	6.35/1/4"	
Gas pipeline diameter	mm/inch	9.52/3/8"	9.52/3/8"	12.7/1/2"	15.88/5/8"	
Air flow volume	m ³ /h	390/420/450/490/540/590/660	390/420/450/490/540/590/680	306/520/580/610/750/800/850	750/850/900/950/1000/1100/1250	
Sound pressure level	dB (A)	18/22/26/35/37/39/41	19/24/28/35/37/39/43	30/33/36/41/43/45/49	32/35/38/42/44/47/49	
Dehumidification	l/h	0.8	1.4	1.8	2.4	
Weight	kg	10.5	11	13.5	16.5	

performance in four different color types: white(WP), silver(SC), gold(GD), full-black(FB)

FUNCTION

HEALTH				COMFORT MANAGEMENT										
Mode SLEEP	Technology CH 7-SKY	ECO-FRESH	CH SMART-ION Filter	Locking the remote control	Timer	LED display	Turbo mode	Multi speed fan	SWING mode	Dehumidification mode	Self-clean	Wi-Fi	I FEEL	

DIMENSIONS



MODEL	W (mm)	H (mm)	D (mm)
CH-S09FTXAL-GD/SC/BL/WP/FB (I)	865	290	210
CH-S12FTXAL-GD/SC/BL/WP/FB (I)	865	290	210
CH-S18FTXAL-GD/SC/BL/WP/FB (I)	996	301	225
CH-S24FTXAL-GD/SC/BL/WP/FB (I)	1101	327	249

Series DAYTONA



CE RoHS

TECHNICAL PARAMETERS

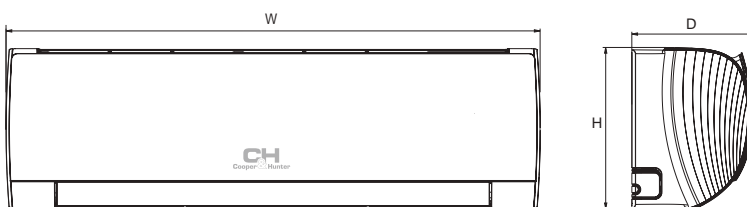
MODEL		CH-S09FTXD2-* (I)	CH-S12FTXD2-* (I)	CH-S18FTXD2-* (I)	CH-S24FTXD2-* (I)	
Capacity	Cooling	kW	2.70 (0.80-3.80)	3.51 (0.90-4.40)	5.20 (1.00-6.10)	7.10 (2.00-8.85)
	Heating	kW	3.00 (0.90- 4.25)	3.81 (0.90-4.70)	5.60 (1.10-6.60)	7.80 (1.80-9.45)
Power supply		~220-240V/50Hz/1 Ph				
Liquid pipeline diameter	mm/inch	6.35/1/4"	6.35/1/4"	6.35/1/4"	6.35/1/4"	
Gas pipeline diameter	mm/inch	9.52/3/8"	9.52/3/8"	12.7/1/2"	15.88/5/8"	
Air flow volume	m ³ /h	610/570/540/470/440/420/390	700/650/600/540/480/420/360/300	850/750/680/610/570/520/460	1250/1100/1000/950/900/850/800/600	
Sound pressure level	dB (A)	38/36/34/31/29/27/25/18	42/38/35/32/29/27/25	44/43/41/38/36/34/30/23	48/44/41/40/38/36/33/27	
Dehumidification	l/h	1.69	1.40	1.9	2.4	
Weight	kg	11	11	13.5	16.5	

performance in three different color types: white(WP), black(BL), silver(SC)

FUNCTION

HEALTH						COMFORT MANAGEMENT								
Mode SLEEP	Technology CH 7-SKY	ECO-FRESH	CH SMART-ION Filter	Double Self-clean	Locking the remote control	Timer	LED display	Turbo mode	Multi speed fan	SWING mode	Dehumidification mode	Self-clean	Wi-Fi	I FEEL

DIMENSIONS



MODEL	W (mm)	H (mm)	D (mm)
CH-S09FTXD2-WP/BL/SC (I)	889	294	212
CH-S12FTXD2-WP/BL/SC (I)	889	294	212
CH-S18FTXD2-WP/BL/SC (I)	1013	307	221
CH-S24FTXD2-WP/BL/SC (I)	1122	329	247

Series VERITAS NG



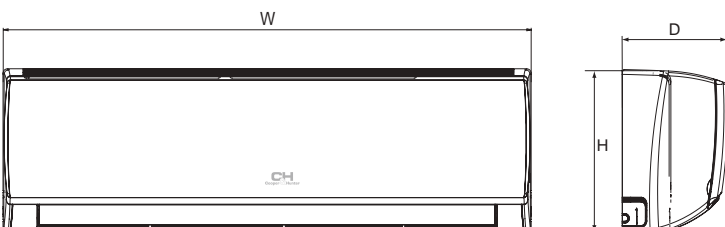
TECHNICAL PARAMETERS

MODEL		CH-S07FTXQ2-NG (I)	CH-S09FTXQ2-NG (I)	CH-S12FTXQ2-NG (I)	CH-S18FTXQ2-NG (I)	CH-S24FTXQ2-NG (I)	
Capacity	Cooling	kW	2.35 (0.37-2.53)	2.50 (0.50-3.35)	3.20 (0.60-3.60)	4.60 (0.65-5.20)	7.10 (2.00-8.85)
	Heating	kW	2.50 (0.51-2.60)	2.80 (0.50-3.30)	3.40 (0.60-3.80)	5.20 (0.70-5.40)	7.80 (1.80-9.45)
Power supply		~220-240V/50Hz/1 Ph					
Liquid pipeline diameter	mm/inch	6.35/1/4"	6.35/1/4"	6.35/1/4"	6.35/1/4"	6.35/1/4"	
Gas pipeline diameter	mm/inch	9.52/3/8"	9.52/3/8"	9.52/3/8"	9.52/3/8"	15.88/5/8"	
Air flow volume	m ³ /h	300/390/420/500	300/390/420/500	420/490/620/680	600/700/800/850	800/850/900/950/1050/1150/1250	
Sound pressure level	dB (A)	38/35/33/28/20	39/36/32/25	23/29/32/35/36/38/41	44/42/38/34	48/44/41/40/38/36/33	
Dehumidification	l/h	0.8	0.8	1.4	1.8	2.4	
Weight	kg	8.2	8	10,5	13.5	16	

FUNCTION

HEALTH					COMFORT MANAGEMENT								
Mode SLEEP	Technology CH 7-SKY	ECO-FRESH	CH SMART-ION Filter	Double Self-clean	Locking the remote control	Timer	LED display	Turbo mode	Multi speed fan	Dehumidification mode	Self-clean	Wi-Fi	I FEEL

DIMENSIONS



MODEL	W (mm)	H (mm)	D (mm)
CH-S07FTXQ2-NG (I)	713	270	195
CH-S09FTXQ2-NG (I)	713	270	195
CH-S12FTXQ2-NG (I)	845	289	209
CH-S18FTXQ2-NG (I)	970	300	224
CH-S24FTXQ2-NG (I)	1078	325	246

Series VITAL INVERTER



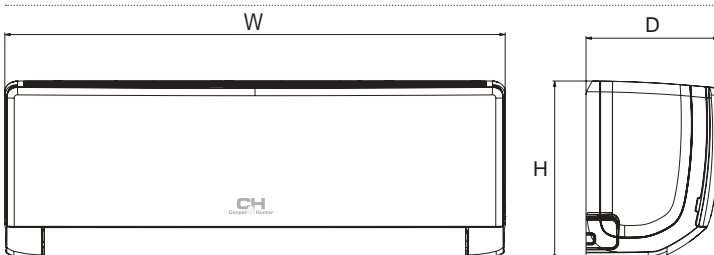
TECHNICAL PARAMETERS

MODEL	CH-S07FTXF2-NG (I)		CH-S09FTXF2-NG (I)		CH-S12FTXF2-NG (I)		CH-S18FTXF2-NG (I)		CH-S24FTXF2-NG (I)	
Capacity	Cooling	kW	2.35 (0.37-2.53)	2.70 (0.50-3.35)	3.20 (0.60-3.60)	4.60 (0.65-5.20)	6.20 (1.80-6.90)			
	Heating	kW	2.50 (0.51-2.60)	2.80 (0.50-3.30)	3.40 (0.60-3.80)	5.20 (0.70-5.40)	6.50 (1.30-7.03)			
Power supply	~220-240V/50Hz/1 Ph									
Liquid pipeline diameter	mm/inch	6.35/1/4"		6.35/1/4"		6.35/1/4"		6.35/1/4"		6.35/1/4"
Gas pipeline diameter	mm/inch	9.52/3/8"		9.52/3/8"		9.52/3/8"		9.52/3/8"		12.7/1/2"
Air flow volume	m ³ /h	300/390/420/500		280/310/340/400/480/520/550		280/320/350/400/480/520/590		600/700/800/850		400/600/800/900
Sound pressure level	dB (A)	27/33/38/40		21/26/29/33/35/37/40		24/26/30/33/35/37/41		31/38/42/44		30/37/45/48
Dehumidification	l/h	0.6		0.8		1.4		1.8		1.8
Weight	kg	8.2		8.5		8.0		13.5		13

FUNCTION

HEALTH					COMFORT MANAGEMENT									
Mode SLEEP	Technology CH 7-SKY	ECO-FRESH	CH SMART-ION Filter	Double Self-clean	Locking the remote control	Timer	LED display	Turbo mode	Multi speed fan	Dehumidification mode	Self-clean	Wi-Fi	I FEEL	

DIMENSIONS



MODEL	W (mm)	H (mm)	D (mm)
CH-S07FTXF2-NG (I)	713	270	195
CH-S09FTXF2-NG (I)	773	250	185
CH-S12FTXF2-NG (I)	773	250	185
CH-S18FTXF2-NG (I)	970	300	225
CH-S24FTXK2-NG (I)	970	300	225

Series ALPHA NG



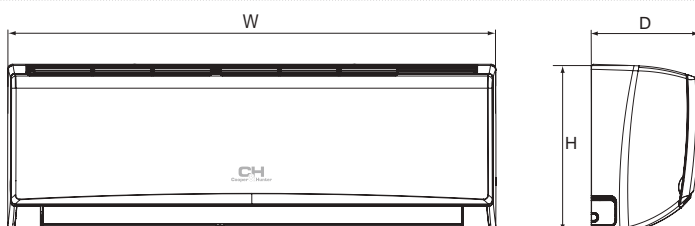
TECHNICAL PARAMETERS

MODEL		CH-S07FTXE2-NG (I)	CH-S09FTXE-NG (I)	CH-S12FTXE-NG (I)	CH-S18FTXE-NG (I)	CH-S24FTXE2-NG (I)	
Capacity	Cooling	kW	2.35	2.60	3.50	5.00	7.10
	Heating	kW	2.50	2.80	3.60	5.30	7.80
Power supply		~220-240V/50Hz/1 Ph					
Liquid pipeline diameter	mm/inch	6.35/1/4"	6.35/1/4"	6.35/1/4"	6.35/1/4"	6.35/1/4"	
Gas pipeline diameter	mm/inch	9.52/3/8"	9.52/3/8"	9.52/3/8"	9.52/3/8"	15.88/5/8"	
Air flow volume	m ³ /h33	300/390/420/500	330/430/490/560	290/410/480/560	520/610/720/850	800/850/900/950/1000/1100/1250	
Sound pressure level	dB (A)	20/22/25/29/38	23/26/30/36	24/28/32/37	28/33/39/45	27/29/35/37/39/42/47	
Dehumidification	l/h	0.8	0.8	1.4	1.8	2.4	
Weight	kg	8.2	9	9	13.5	16	

FUNCTION

HEALTH					COMFORT MANAGEMENT								
Mode SLEEP	Technology CH 7-SKY	ECO-FRESH	CH SMART-ION Filter	Double Self-clean	Locking the remote control	Timer	LED display	Turbo mode	Multi speed fan	Dehumidification mode	Self-clean	Wi-Fi	I FEEL

DIMENSIONS



MODEL	W (mm)	H (mm)	D (mm)
CH-S07FTXE2-NG (I)	713	270	195
CH-S09FTXE-NG (I)	790	275	200
CH-S12FTXE-NG (I)	790	275	200
CH-S18FTXE-NG (I)	970	300	225
CH-S24FTXE2-NG (I)	1078	325	246

CONSOLE TYPE



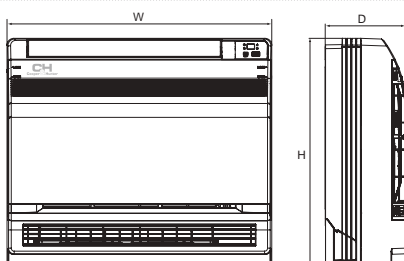
TECHNICAL PARAMETERS

MODEL			CHML-1K09FVX-N6(I)	CHML-1K12FVX-N6(I)	CHML-1K18FVX-N6(I)
Capacity	Cooling	kW	2.70 (0.70-3.40)	3.52 (0.80-4.40)	5.20 (1.26-6.60)
	Heating	kW	2.90 (0.60-3.50)	3.80 (1.10-4.40)	5.33 (1.12-6.68)
Power supply			~220-240V/50Hz/1 Ph		
Liquid pipeline diameter		mm/inch	6.35/1/4"	6.35/1/4"	6.35/1/4"
Gas pipeline diameter		mm/inch	9.52/3/8"	9.52/3/8"	12.7/1/2"
Air flow volume		m ³ /h	250/280/330/370/410/430/500	280/360/400/440/480/520/600	320/410/460/520/580/650/700
Sound pressure level		dB (A)	22/25/28/30/32/36/38	24/29/33/36/38/40/44	32/37/40/42/45/47/49
Dehumidification		l/h	0.8	1.2	1.8
Weight		kg	15.5	16	16

FUNCTION

HEALTH				COMFORT MANAGEMENT							
Mode SLEEP	ECO-FRESH	CH SMART-ION Filter	Locking the remote control	Timer	LED display	Turbo mode	Multi speed fan	Dehumidification mode	Self-clean	Wi-Fi	I FEEL

DIMENSIONS



MODEL	W (mm)	H (mm)	D (mm)
CHML-1K09FVX-N6(I)	700	600	215
CHML-1K12FVX-N6(I)	700	600	215
CHML-1K18FVX-N6(I)	700	600	215

CASSETTE TYPE



CE RoHS



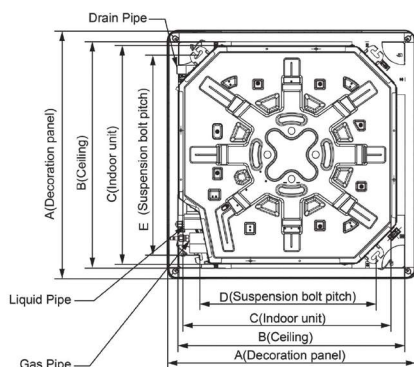
TECHNICAL PARAMETERS

MODEL			CHML-IC12RK2	CHML-IC18RK2	CHML-IC24RK2
Capacity	Cooling	kW	3.50	5.00	7.00
	Heating	kW	4.0	5.50	8.0
Power supply			~220-240V/50Hz/1 Ph		
Liquid pipeline diameter		mm/inch	6.35/1/4"	6.35/1/4"	9.52/3/8"
Gas pipeline diameter		mm/inch	9.52/3/8"	12.7/1/2"	15.88/5/8"
Air flow volume		m ³ /h	560/540/490/450/420/380/350	650/540/490/450/420/380/350	1100/1050/950/910/870//830/800
Sound pressure level		dB (A)	57/55/52/50/48/46/44	59/55/52/50/48/46/44	32/61/60/59/58/57/55
Weight (cassette/panel)		kg	17.0/2.5	17.0/2.5	29.0/5.5

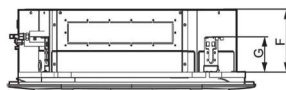
FUNCTION

HEALTH	COMFORT MANAGEMENT	INTELLIGENT CONTROL	TECHNOLOGICAL
Mode SLEEP ECO-FRESH Timer LED display Turbo mode	Multi speed fan Wi-Fi Dehumidification mode Anti Freeze protection	Auto restart Self diagnostics Wired controller connection	Build-in Drine Pump Coating BLUE-FIN Silent mode

DIMENSIONS



MODEL	A (mm)	B (mm)	C (mm)	D (mm)	E (mm)	F (mm)	G (mm)	H (mm)	I (mm)
CHML-IC12RK2	620	580	570	505	550	265	140	530	530
CHML-IC18R2K	620	580	570	505	550	265	140	530	530
CHML-IC24RK2	950	870	840	680	780	240	135	-	-



DUCT TYPE



CE RoHS



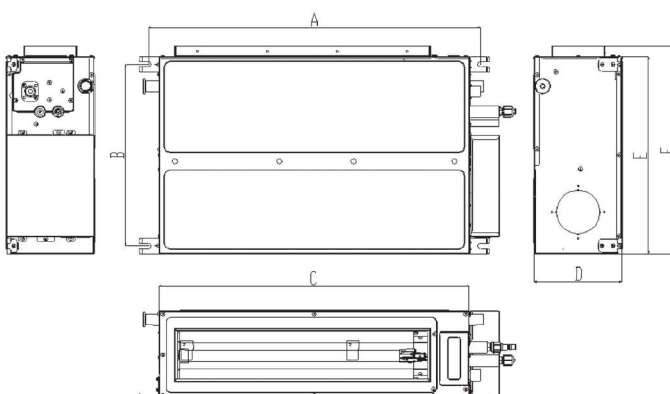
TECHNICAL PARAMETERS

MODEL			CHML- ID09RK2	CHML- ID12RK2	CHML- ID18RK2	CHML- ID24RK2
Capacity	Cooling	kW	2.65	3.5	5.0	7.0
	Heating	kW	2.80	4.00	5.5	8.0
Power supply			~220-240V/50Hz/1 Ph			
Liquid pipeline diameter	mm/inch		6.35/1/4"	6.35/1/4"	6.35/1/4"	9.52/3/8"
Gas pipeline diameter	mm/inch		9.52/3/8"	9.52/3/8"	12.7/1/2"	15.88/5/8"
Air flow volume	m ³ /h		700/670/640/610/580/550/520	650/560/520/480/450/410/380	880/840/810/790/770/750/730	1500/1200/1200/1000/1000/900/900
Sound pressure level	dB (A)		41/39/38/37/36/35/34	39/37/36/35/34/33/32	41/39/39/38/38/37/34	45/40/40/38/38/36/36
Weight	kg		18.5	19	25	31

FUNCTION

HEALTH			COMFORT MANAGEMENT				INTELLIGENT CONTROL				TECHNOLOGICAL			
Mode SLEEP	ECO-FRESH	Fresh Air mode	Timer	Turbo mode	Multi speed fan	Wi-Fi	Dehumidification mode	Anti Freeze protection	Auto restart	Self diagnostics	Wired controller connection	Build-in Drine Pump	Coating BLUE-FIN	Silent mode

DIMENSIONS



MODEL	A (mm)	B (mm)	C (mm)	D (mm)	E (mm)	F (mm)
CHML-ID09RK2	760	415	710	200	450	474
CHML-ID09RK2	760	415	710	200	450	474
CHML-ID18RK2	1060	415	1010	200	450	474
CHML-ID24RK2	942	530	900	260	655	685

OUTDOOR UNIT COMBINATIONS

CHML-U14RK2-NG | 8 combinations



One unit	Two units	
7	7+7	7+9
9	7+12	9+9
12	9+12	

CHML-U18RK2-NG | 10 combinations



One unit	Two units		
7	7+7	9+9	12+12
9	7+9	9+12	
12	7+12		

CHML-U21RK3-NG | 18 combinations



Two units		Three units	
7+7	7+9	7+7+7	7+7+9
7+12	7+18	7+7+12	7+9+9
9+9	9+12	7+9+12	9+9+12
9+18	12+12	9+9+9	
12+18			

CHML-U24RK3-NG | 23 combinations



Two units		Three units		
7+7	7+9	7+7+7	7+7+9	7+7+12
7+12	7+18	7+7+18	7+9+9	7+9+12
9+9	9+12	7+9+18	7+12+12	9+9+9
9+18	12+12	9+9+12	9+9+18	9+12+12
12+18	18+18	12+12+12		

CHML-U28RK4-NG | 40 combinations



Two units		Three units			Four Units		
7+7	7+9	7+7+7	7+7+9	7+7+12	7+7+7+7	7+7+7+9	7+7+7+12
7+12	7+18	7+7+18	7+9+9	7+9+12	7+7+7+18	7+7+9+9	7+7+9+12
9+9	9+12	7+9+18	7+12+12	7+12+18	7+7+9+18	7+7+12+12	7+9+9+9
9+18	12+12	9+9+9	9+9+12	9+9+18	7+9+9+12	7+9+12+12	9+9+9+9
12+18	18+18	9+12+12	9+12+18	12+12+12	9+9+9+12	9+9+12+12	
		12+12+18					

CHML-U36RK4-NG | 96 combinations



One unit		Three units			Four Units		
7+12	7+18	7+7+7	7+7+9	7+7+12	7+7+7+7	7+7+7+9	7+7+7+12
7+21	7+24	7+7+18	7+7+21	7+7+24	7+7+7+18	7+7+7+21	7+7+7+24
9+9	9+12	7+9+9	7+9+12	7+9+18	7+7+9+9	7+7+9+12	7+7+9+18
9+18	9+21	7+9+21	7+9+24	7+12+12	7+7+9+21	7+7+9+24	7+7+12+12
9+24	12+12	7+12+18	7+12+21	7+12+24	7+7+12+18	7+7+12+21	7+7+18+18
12+18	12+21	7+18+18	7+18+21	7+18+24	7+7+12+24	7+9+9+12	7+9+9+18
12+24	18+18	7+21+21	9+9+9	9+9+12	7+9+9+9	7+9+9+24	7+9+12+12
18+21	18+24	7+21+24	9+9+21	9+9+24	7+9+9+21	7+9+12+21	7+9+18+18
21+21	21+24	9+9+18	9+12+18	9+12+21	7+9+12+18	7+12+12+18	9+9+9+9
24+24		9+12+12	9+18+18	9+18+21	7+9+12+24	9+9+9+18	9+9+9+21
		9+12+24	9+21+21	12+12+12	7+12+12+12	9+9+12+12	9+9+12+18
		9+18+24	12+12+21	12+12+24	7+12+12+21	9+9+18+18	9+12+12+12
		9+21+24	12+18+21	18+18+18	9+9+9+12	9+9+12+24	
		12+12+18	12+21+21		9+9+9+24	9+12+12+21	
		12+18+18			9+9+12+21	12+12+12+12	
		12+18+24			9+12+12+18		
					12+12+12+18		

CHML-U42RK5-NG | 199 combinations


Two units		Three units			Four Units				Five Units			
7+18	7+21	7+7+7	7+7+9	7+7+12	7+7+7+7	7+7+7+9	7+7+7+12	7+7+7+18	7+7+7+7+7	7+7+7+7+9	7+7+7+7+12	7+7+7+7+18
7+24	9+12	7+7+18	7+7+21	7+7+24	7+7+7+21	7+7+7+24	7+7+9+9	7+7+9+12	7+7+7+7+21	7+7+7+7+24	7+7+7+9+9	7+7+7+9+12
9+18	9+21	7+9+9	7+9+12	7+9+18	7+7+9+18	7+7+9+21	7+7+9+24	7+7+12+12	7+7+7+9+18	7+7+7+9+21	7+7+7+9+24	7+7+7+12+12
9+24	12+12	7+9+21	7+9+24	7+12+12	7+7+12+18	7+7+12+21	7+7+12+24	7+7+18+18	7+7+7+12+18	7+7+7+12+21	7+7+7+12+24	7+7+7+18+18
12+18	12+21	7+12+18	7+12+21	7+12+24	7+7+18+21	7+7+18+24	7+7+21+21	7+7+21+24	7+7+7+18+21	7+7+9+9+9	7+7+9+9+12	7+7+9+9+18
12+24	18+18	7+18+18	7+18+21	7+18+24	7+9+9+9	7+9+9+12	7+9+9+18	7+9+9+21	7+7+9+9+21	7+7+9+9+24	7+7+9+12+12	7+7+9+12+18
18+21	18+24	7+21+21	7+21+24	7+24+24	7+9+9+24	7+9+12+12	7+9+12+18	7+9+12+21	7+7+9+12+21	7+7+9+12+24	7+7+9+18+18	7+7+12+12+12
21+21	21+24	9+9+9	9+9+12	9+9+18	7+9+12+24	7+9+18+18	7+9+18+21	7+9+18+24	7+7+12+12+18	7+7+12+12+21	7+7+12+18+18	7+9+9+9+9
24+24		9+9+21	9+9+24	9+12+12	7+9+21+21	7+9+21+24	7+12+12+12	7+12+12+18	7+9+9+9+12	7+9+9+9+18	7+9+9+9+21	7+9+9+9+24
		9+12+18	9+12+21	9+12+24	7+12+12+21	7+12+12+24	7+12+18+18	7+12+18+21	7+9+9+12+12	7+9+9+12+18	7+9+9+12+21	7+9+9+12+24
		9+18+18	9+18+21	9+18+24	7+12+18+24	7+12+21+21	7+18+18+18	9+9+9+9	7+9+9+18+18	7+9+12+12+12	7+9+12+12+18	7+9+12+12+21
		9+21+21	9+21+24	9+24+24	9+9+9+12	9+9+9+18	9+9+9+21	9+9+9+24	7+12+12+12+12	7+12+12+12+18	9+9+9+9+9	9+9+9+9+12
		12+12+12	12+12+18	12+12+21	9+9+12+12	9+9+12+18	9+9+12+21	9+9+12+24	9+9+9+9+18	9+9+9+9+21	9+9+9+9+24	9+9+9+12+12
		12+12+24	12+18+18	12+18+21	9+9+18+18	9+9+18+21	9+9+18+24	9+9+21+21	9+9+9+12+18	9+9+9+12+21	9+9+9+18+18	9+9+12+12+12
		12+18+24	12+21+21	12+21+24	9+9+21+24	9+12+12+18	9+12+12+21	9+12+12+24	9+9+12+12+18	9+9+12+12+21	9+12+12+12+12	9+12+12+12+18
		12+24+24	18+18+18	18+18+21	9+12+12+12	9+12+18+21	9+12+21+21	9+18+18+18	12+12+12+12+12	9+9+9+12+24		
		18+18+24	18+21+21	21+21+21	9+12+18+18	12+12+12+18	12+12+12+21	12+12+12+24				
		18+21+24			9+12+18+24	12+12+18+21						
					12+12+12+12							
					12+12+18+18							

DESIGNATION

Certificates	Comfort management	Technological
CE certificate	Locking the remote control	Refrigerant type R32
RoHS certificate	Timer	Refrigerant type R10A
Health		
SLEEP mode SLEEP comfortable sleep mode	LED display LED display on the indoor unit panel	Refrigerant type R290
CH 7-SKY technology Unique CH 7-SKY technology – seven stages of air purification	Autolight	Two-stage compressor
Plasma air purifier Premium Plasma Air Purifier – a unique system that cleans from bacteria, viruses, odors and allergens	Turbo mode	Draining the unit after switching off. The air conditioner will continue to blow dry the indoor unit for a few minutes, even if you switch off the unit from the control panel.
ESO-FRESH Electrostatic air cleaning filter ESO-FRESH	Multi-speed fan	Silent mode Silent operation of indoor and outdoor units
CH SMART-ION Filter CH SMART-ION Filter – a technology of total air purification, a new generation	SWING mode Wide-angle blinds, create coverage of the entire volume of the room in the mode of automatic air distribution SWING	Auto-protection
Self-clean	Work in drainage mode	8°C function The +8°C function provides automatic switching on of the air conditioner in the heating mode, in case of decrease in temperature in the room to 8 °C
Double Self-clean	Step-less Fan Control Step-less Fan Control – a unique technology for smooth control of the fan speed of the indoor unit in a wide range from 1 to 100%	I-Action technology Inverter technology
Intelligent control		
Frost protection system Intelligent frost protection system	Self-clean	BLUE-FIN anti-corrosion coating Heating exchangers with GREEN-FIN anti-corrosion coating
Autostart function Autostart function is an automatic restart function with memorization of settings	Wi-Fi Wi-Fi module for air conditioning control via Smartphone / Tablet (OS: Android, iOS)	Warm start
Wired remote control Ability to connect a wired remote control	I FEEL – the controller automatically regulates temperature, according to the temperature sensor on the remote control	Work in a multi-zone system
Self-diagnostics Self-diagnostics of malfunctions of the main units and modes		EVI-scroll technology
Display backlight Indoor unit backlight (display)		Build-in Drine Pump
BMS connection Ability to connect to the BMS system		
Intelligent sensor		
		Energy efficiency
		Energy efficiency class A +++
		Energy efficiency class A ++
		Energy efficiency class A
		Generation of energy-saving equipment V
		Generation of energy-saving equipment VI

* Cooper&Hunter is constantly working to improve their products, so the information in this manual is subject to change without prior notice.

CH
Cooper & Hunter



HEAT PUMP

cooperandhunter.com

